



COMUNE DI SORENGO

PARTICELLA no. 109

NUOVO ECOCENTRO
COMUNALE

ESTRATTO CARTA NAZIONALE
PLANIMETRIA GENERALE
SEZIONI

PROGETTO DEFINITIVO



LUIGI TUNESI
INGEGNERIA SA

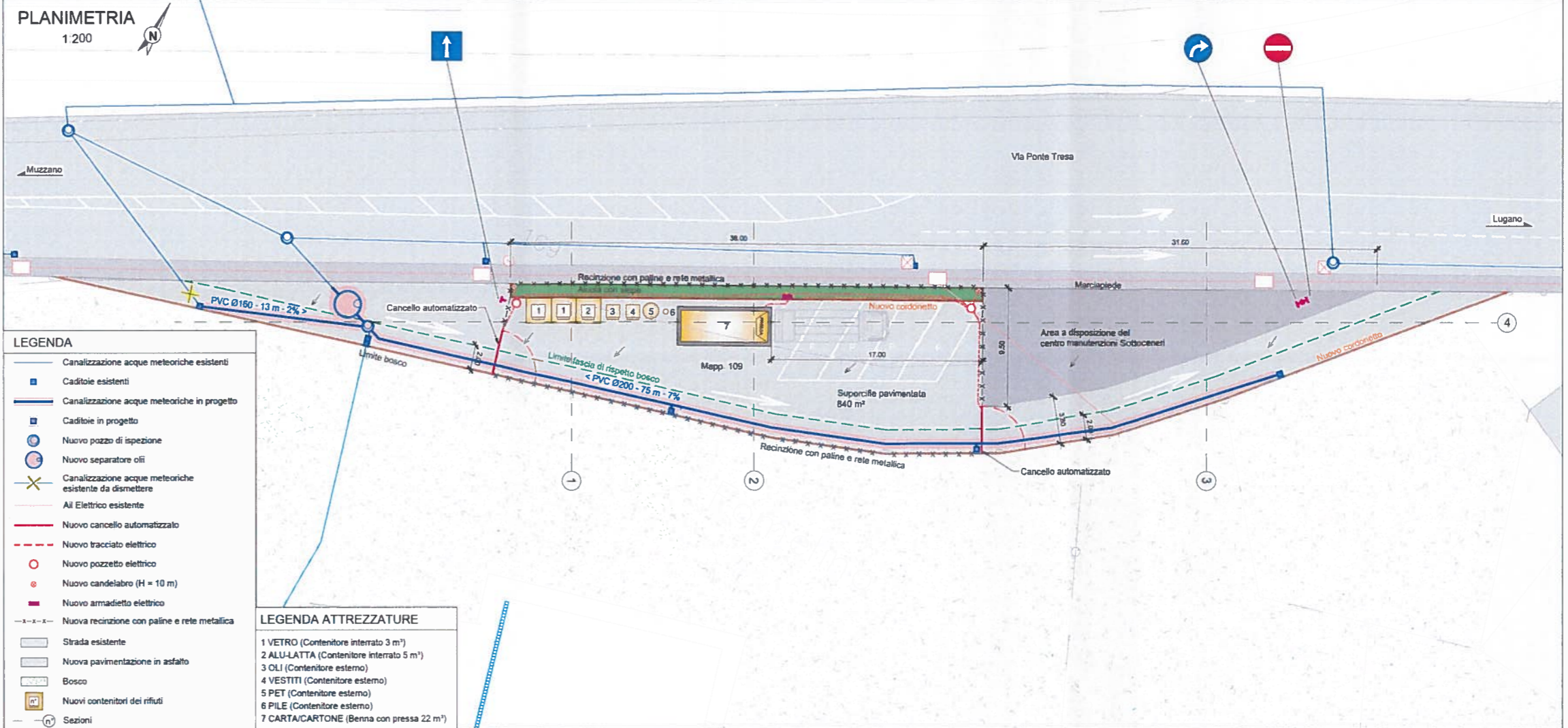
INGEGNERI CONSULENTI UFFICIALI

Azienda 12
CH 05030 Lugina Perugia
Tel. +39 (0)75 973 79 02
Fax +39 (0)75 973 62 38
E-mail: info@lunesi-ingegneria.it

Ind.	Data	Prog.	Dis.	Cont.	Modifica
	22.06.2019	GBIAC	GP	TRI	

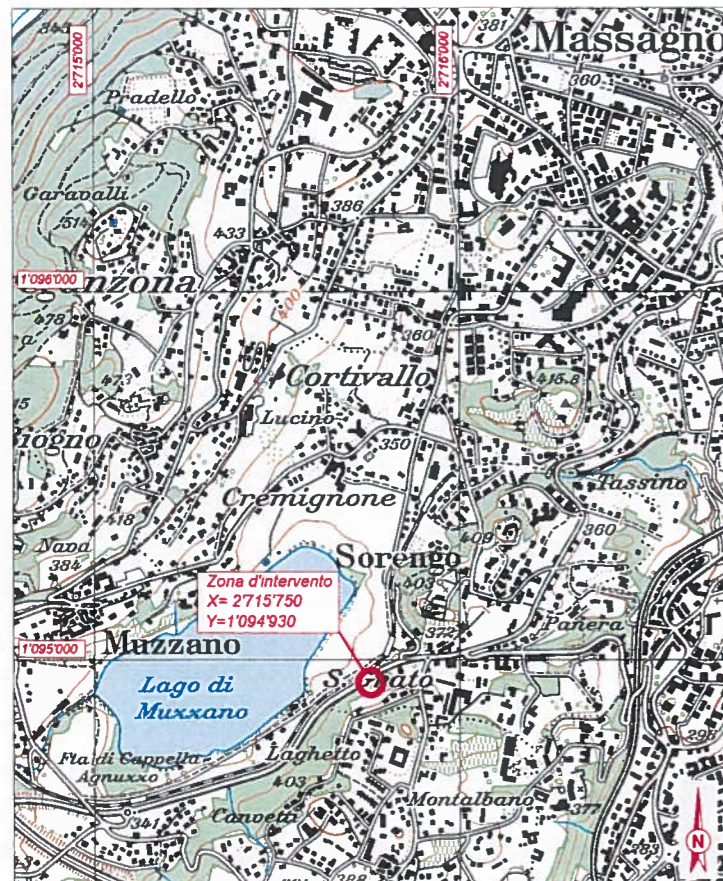
Scala	Piano	Int.
Varie	N	501.2-200

Dimensioni	File
840 x 504 mm	501.2-200 Ecocentro Sorenco.dwg



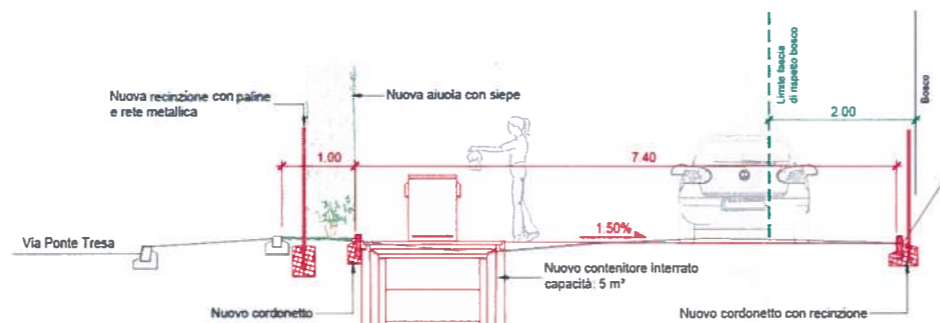
ESTRATTO CARTA NAZIONALE

1:10'000



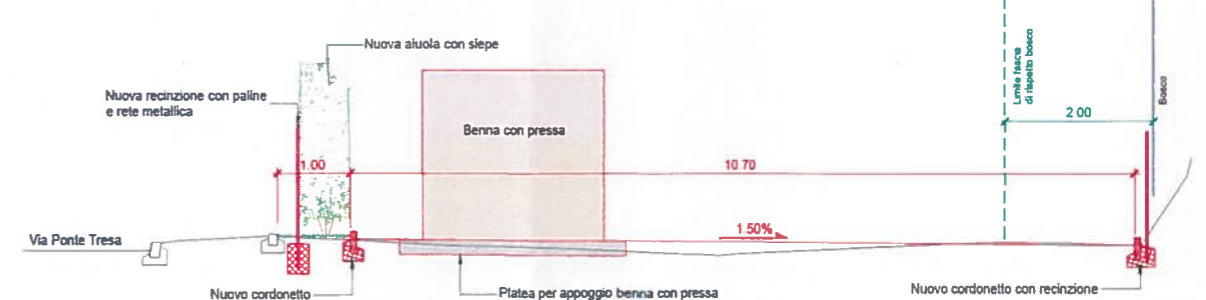
SEZIONE 1

1:50



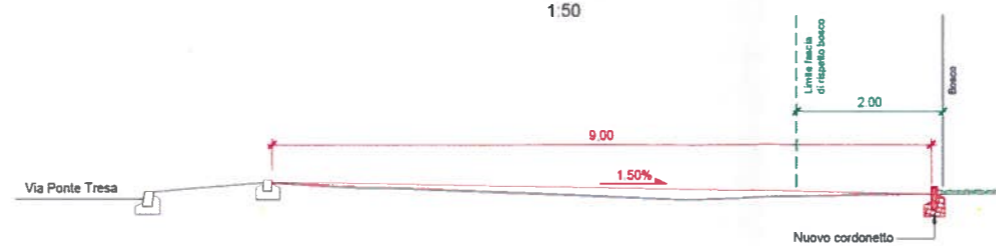
SEZIONE 2

1:50



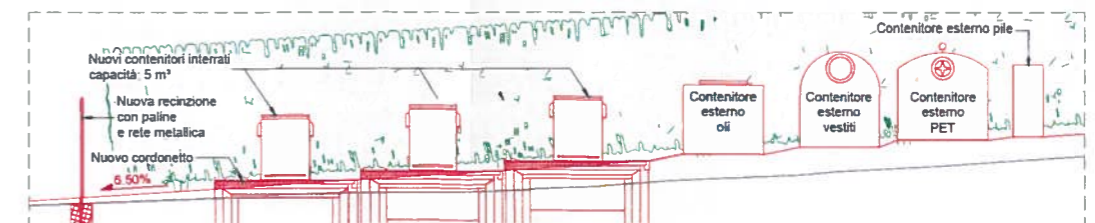
SEZIONE 3

1:50



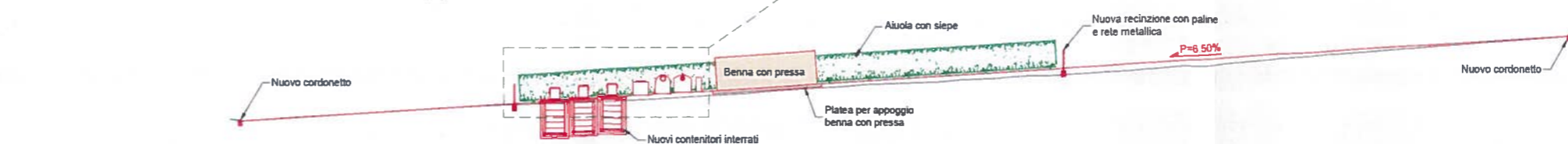
DETTAGLI CONTENITORI

1:50



SEZIONE 4

1:200





COMUNE DI SORENGO

PARTICELLA no. 109

NUOVO ECOCENTRO
COMUNALE

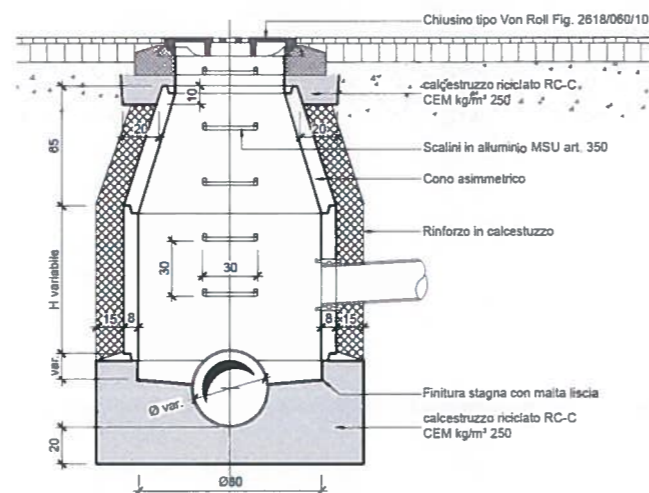
DETTAGLI

PROGETTO DEFINITIVO

Int.	Data	Prog.	Dis.	Cont.	Modifica
	22.08.2010	GB/AC	CP	TRI	
<p>LUIGI TUNESI INGEGNERIA SA INGEGNERI CONSULENTI USUARI/AMMINISTRATORI</p> <p>Via F.lli 12 CH 6703 Lupatara (Pesquisano) Tel. +39 0791 5751910 Fax +39 0791 5751234 E-mail: info@lunetesi.it</p>					
Scala	Piano N		Int.		
Vario	501.2-201				
Dimensioni	File		501.2-201 Dettagli.dwg		
840 x 594 mm					

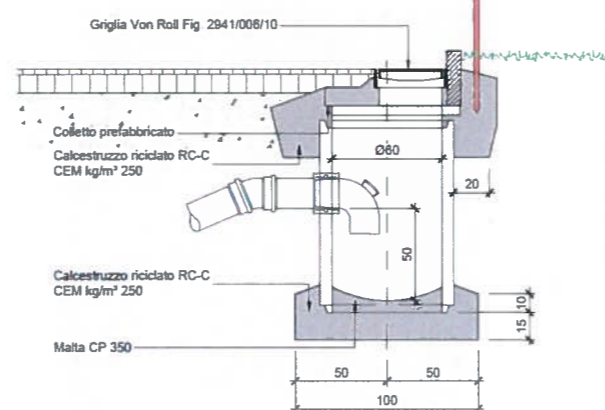
DETTAGLIO POZZETTO D'ISPEZIONE

1:20



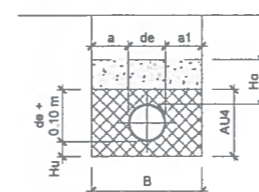
DETTAGLIO CADITOIA

1:20



SEZIONE TIPO U4

1:25

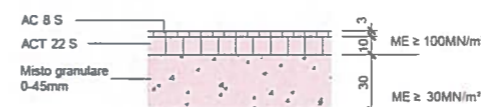


Coefficiente di posa ZE 7
Rinforzo del tubo:
calcestruzzo non armato CPN A RC-C (cls. riciclato),
cls. armato CPN B RC-C (cls. riciclato, cassero e vibrato)

PROFILO TIPO U4 - Tubi PVC-U SDR51 (S25) S22										TIPO U4
di	w	de	a	a1	B	Hu	ALU3	ALU4	Ho	CPN A RC-C e CPN B RC-C armato
mm	mm	mm	cm	cm	cm	cm	cm	cm	cm	m³/m
153.0	3.5	160	25	25	60	10	22	36	30	0.218
191.4	4.3	200	25	25	70	10	25	40	30	0.249
230.2	5.4	250	25	25	75	10	29	45	30	0.288

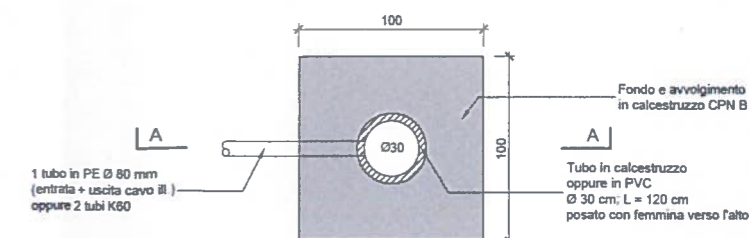
DETTAGLIO PAVIMENTAZIONE

1:20

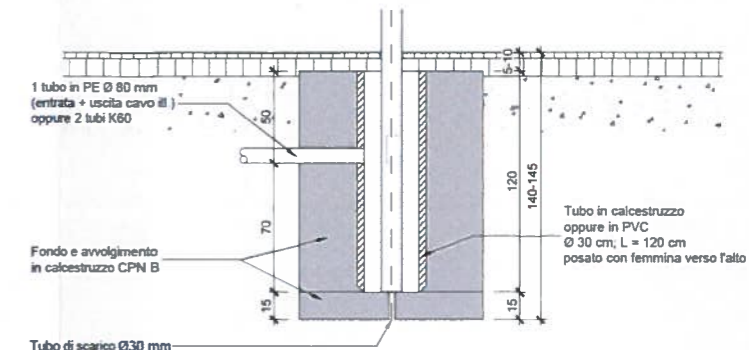


DETTAGLIO FONDAZIONE CANDELABRO (H 10 m)

Pianta 1:20

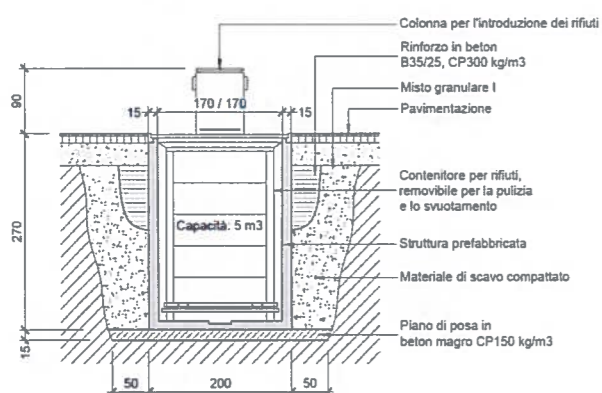


Sezione A-A 1:20



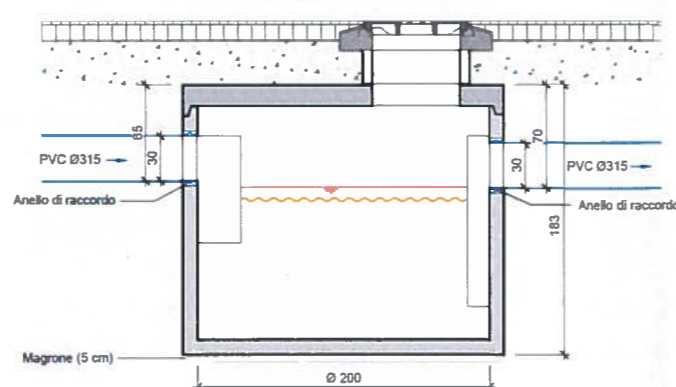
DETTAGLIO CONTENITORE INTERRATO

1:50



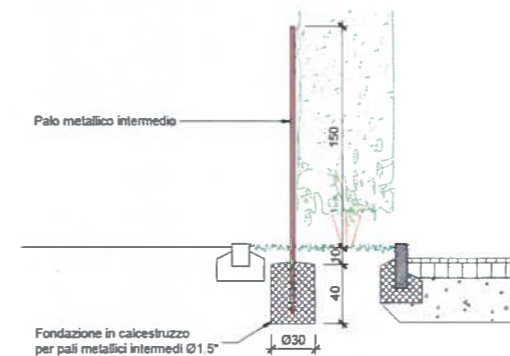
DETTAGLIO SEPARATORE OLI (Tipo ZN MA nr. 102102)

1:25



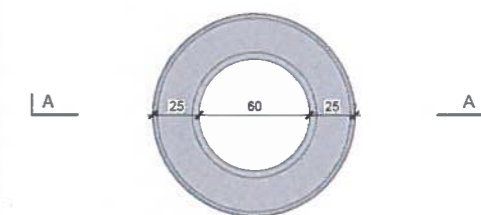
DETTAGLIO FONDAZIONE RECINZIONE

1:25

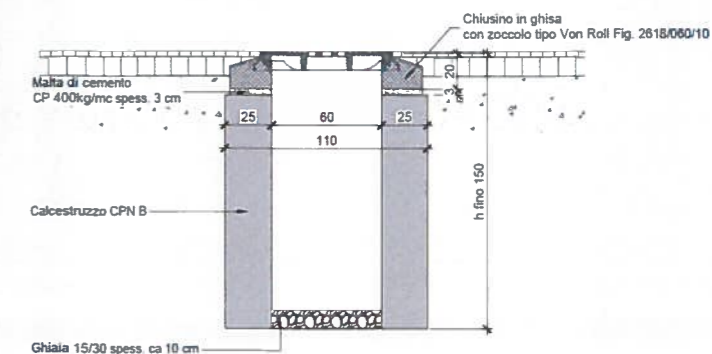


DETTAGLIO POZZETTO ELETTRICO

Pianta 1:20

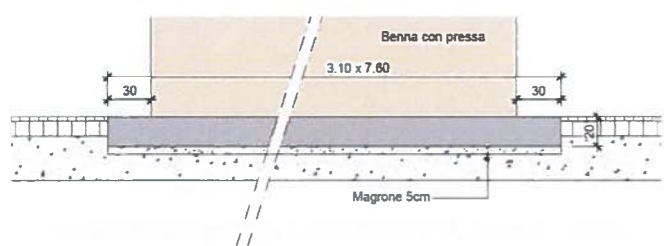


Sezione A-A 1:20



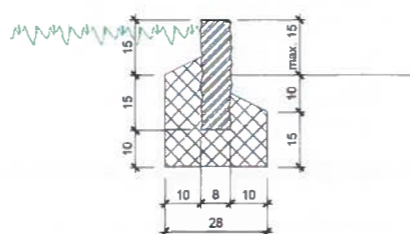
PLATEA PER APPOGGIO BENNA CON PRESSA

1:25



DETTAGLIO POSA CORDONETTO

1:10



DETTAGLIO POSA MOCCA (Tipo 12)

1:10

